


ascend | engulf

for guitar and pedalboard



artwork by Joshua Joel Anthony

a tome by
Ryann Daisy Swimmer

perusal score

berusai score

When the tide comes, let it rise;
Let the current take me,
The waves break over and consume me.

perusal score

ascend | engulf

for guitar and pedalboard

Equipment/Technical notes:

Main channel: Volume pedal > Loop pedal (Line 6 DL4 recommended, or similar pedal with the ability to fade out) > Delay pedal (~750ms)

Secondary channel*: Delay pedal (~750ms)

*Use an A/B switch or FX loop to leave the DL4 loop on record (causing the loops to fade out) without recording overtop of the existing loops.

Performance notes:

pg 3; system 1-2:

Create a 14 second loop.

Introduce a new tone with each repeat of the loop to systematically build a drone that slowly morphs between two (implied) chords.

Use the volume pedal to niente attack each note.

The two E notes should extend between the two chords to create a continuous drone.

pg 3; system 3:

Once the full loop is established, stop recording and quietly introduce the two chord motive. The F#m7 should begin with the F# note, and the Cmaj7 should begin with the C note.

pg 3; systems 4-5:

Turn off loop pedal and play the chord progression in free time.

pg 4:

Establish new loop.

pg 5:

Layer melodic line overtop the base loop.

pg 6:

Let loop fade slowly. (Using a DL4, leave the loop on "record" and switch to a new channel.) Repeat chord progression until the loop has faded into the background and only the melodic figures from pg 5 can be heard.

pg 7:

Once loop has faded to the proper volume, begin chord progression on pg 7.

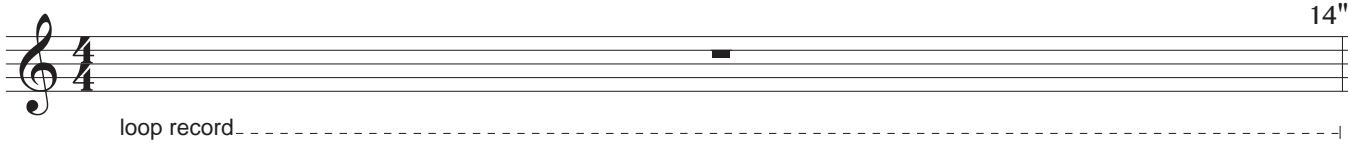
pg 8:

Once the final loop is set, switch to the secondary channel and play the figure on the final staff until the loop fades to nothing.

ascend | engulf

for guitar and pedalboard Ryann Daisy Swimmer


Guitar



14"
loop record

Gtr.

Free tempo




14"
loop record

Systematically introduce a new tone after each loop repeat

Gtr.

Loop



cresc. with each repeat (*pp* → *mf*)
loop record

Gtr.



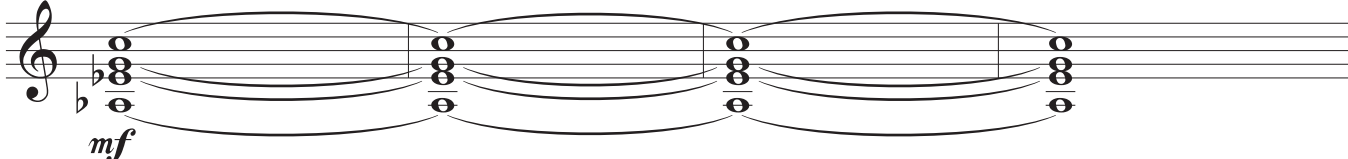
mf *mf* *mf* *mf*
loop off

Gtr.



mp *mp* *mp* *mp*


Gtr. *mf*



a tempo (♩ = ca. 80)

Gtr. *mp*

Loop




loop record.....

subtle rubato

Gtr. *p*

Loop *mp*




loop record.....

Slightly out of sync

Gtr. *p*

Loop *p*



loop record.....

Loop

Loop



Gtr.

mp
loop record.....

Gtr.

loop record.....

Gtr.

loop record.....

Gtr.

loop record.....

Loop

dim.

(Leave channel A on record to slowly fade and switch to channel B)



Gtr.

repeat ad lib.

Gtr.

sim.

Gtr.

Gtr.

Loop

pp

Loop



Gtr.

Gtr.

sim.

(switch to channel A)

Gtr.

Loop

loop record

Loop

dim.

Loop

Gtr.

ppp

Loop

loop record

(switch to channel B)

Gtr.

pp

ad infinitum

Loop

slowly fade into nothing